



AlaskaNOR

Comparing the Ocean Economies of Alaska and North Norway



40th Annual Alaska Resources Conference
Anchorage, 21 November 2019

www.nord.no

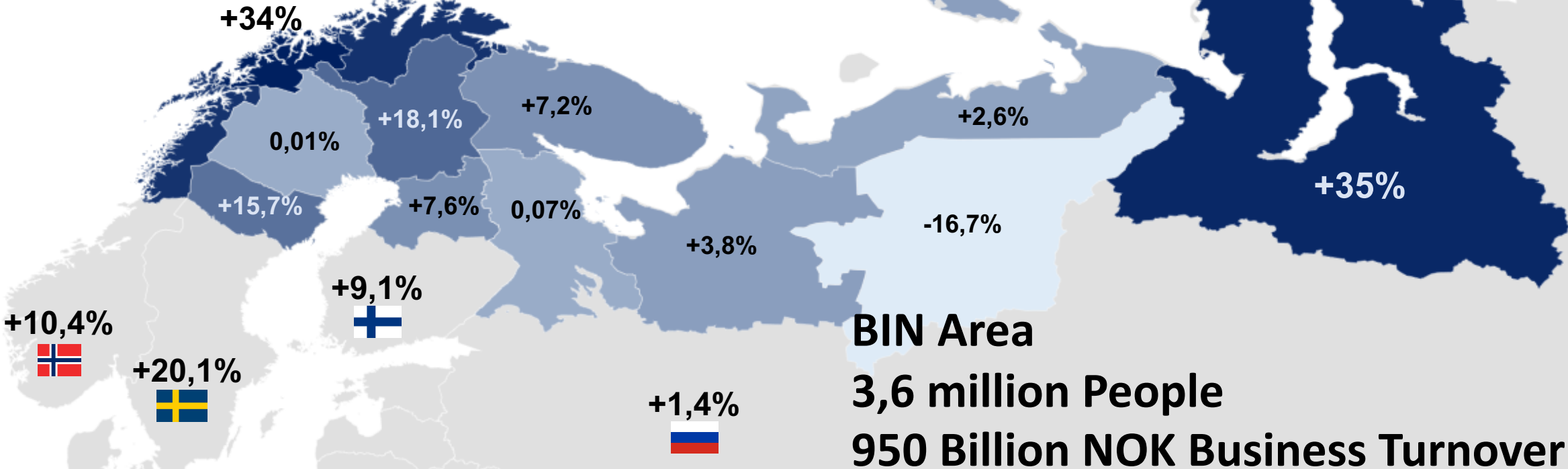
AlaskaNor – Blue Economy?

Efforts at economic development in ocean and coastal regions are more and more taking place within an **evolving concept called the ‘blue economy’** – an economy that **embraces all ocean-dependent activities**. Basically, blue economy means connecting economic uses of the ocean with sustainable ecosystems to benefit local communities.

In Norway, almost **70% of export revenues** come from sea-based economic activities and resources.

Need to design an economic model that takes into account this potential

Economic growth 2011-2016 (Gross value added)

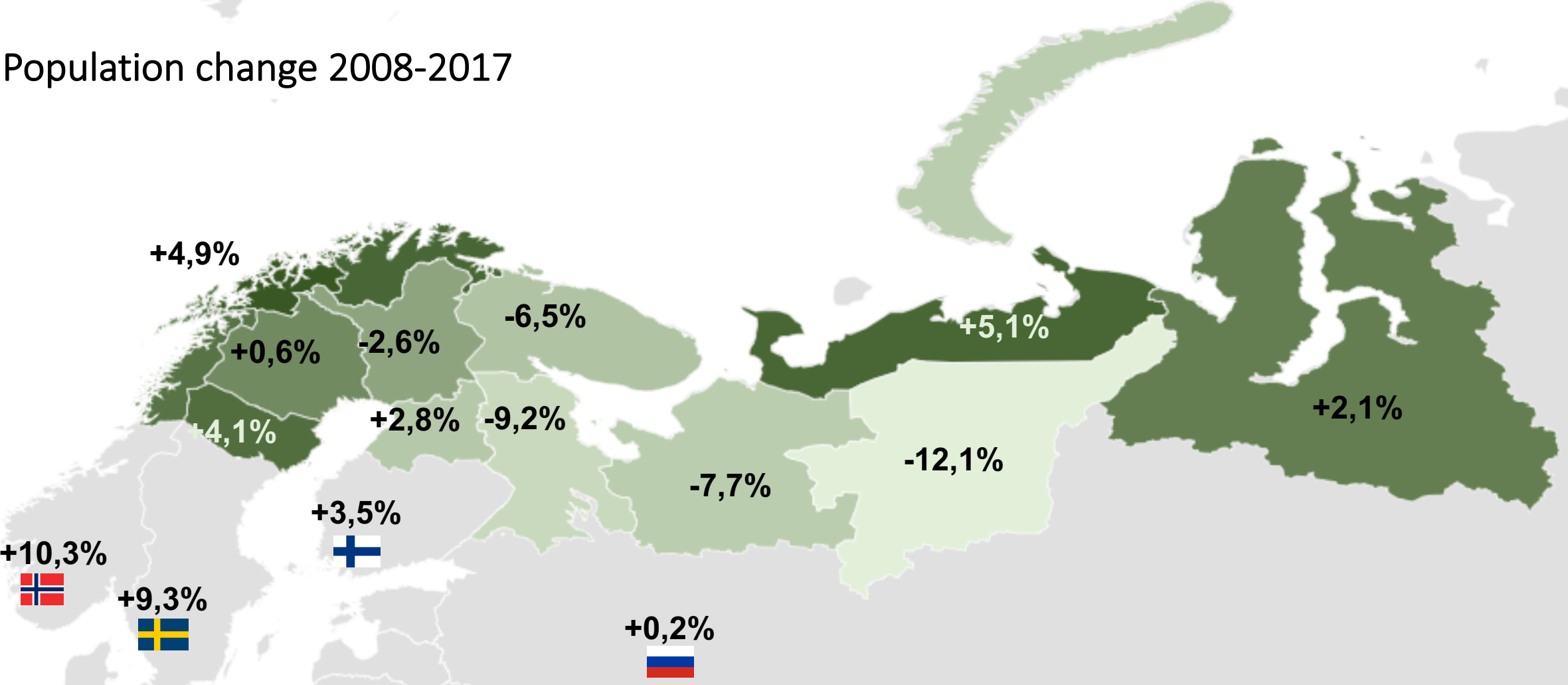


BIN Area
3,6 million People
950 Billion NOK Business Turnover

BUSINESS INDEX NORTH

A periodic report with insight to business activity and opportunities in the Arctic

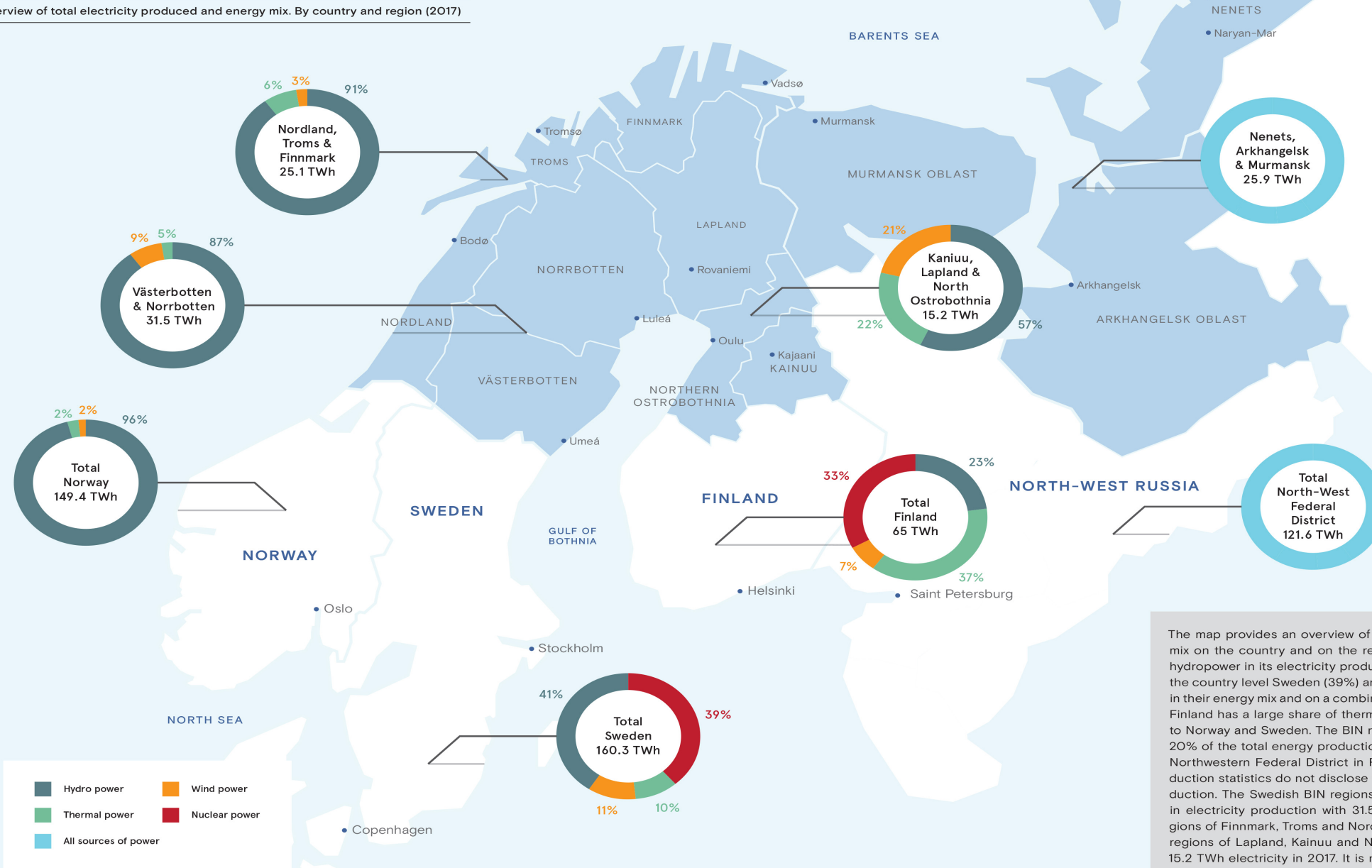
Population change 2008-2017



BUSINESS INDEX NORTH

A periodic report with insight to business activity and opportunities in the Arctic

Overview of total electricity produced and energy mix. By country and region (2017)



The map provides an overview of total electricity produced and energy mix on the country and on the regional level in 2017. Norway relies on hydropower in its electricity production, its share amounting to 96%. On the country level Sweden (39%) and Finland (33%) rely on nuclear power in their energy mix and on a combination of thermal, wind and hydropower. Finland has a large share of thermal power production (37%) compared to Norway and Sweden. The BIN regions including Russia accounted for 20% of the total energy production in Norway, Sweden, Finland and the Northwestern Federal District in Russia in 2017. Russian electricity production statistics do not disclose the source of energy in electricity production. The Swedish BIN regions of Norrbotten and Västerbotten lead in electricity production with 31.5 TWh, followed by the Norwegian regions of Finnmark, Troms and Nordland producing 25.1 TWh. The Finnish regions of Lapland, Kainuu and North Ostrobothnia together produced 15.2 TWh electricity in 2017. It is noteworthy that the BIN regions are at the forefront of electricity produced from renewable energy sources when compared to the corresponding country's energy mix profiles. For example, Nordland has the highest hydropower production of all regions, amounting to 99.5% with the rest of the electricity produced from wind.

AlaskaNor – A Blue Economy Project

- **3-year project (2018-2021)** - Norwegian MFA and Nordland County
 - Lead by the High North Center for Business and Governance, Nord University
 - Institute of the North, Key partner in Alaska
 - Partners from Norway and the United States
- **The framework**
 - **4 Work Packages:** Governance, Maritime Transportation, Energy, Fisheries
 - **2 Leading Questions**
 - What is the state of affairs within the sectoral focus of the WP?
 - What opportunities exist for increased collaboration between regional actors?

AlaskaNor – The Output

- **Three-step process**
 - **Analysis of the current state of affairs** in both Alaska and North Norway
 - The possibilities of tomorrow (**Outlook**)
 - **Engagement** with decision-makers in Oslo and Washington, DC
 - **Open-end process**
- **Reporting**
 - **4 Work Package reports** by March 2020
 - **2 Public Events:** June 2020 in Washington, DC and September 2020 in Oslo
 - **1 Feedback Report** by Spring 2021

AlaskaNor – The Interaction

- **Connecting Project Partners**

- Five project meetings by November 2019
- Report Publication @ High North Dialogue 2020
- Final Event @ High North Dialogue 2021

- **Connecting Arctic regions**

- *North Norway goes West*, AlaskaNor Network Tour, November 2019
- *Alaska goes East*, AlaskaNor Network Tour, Spring 2021 (???)

AlaskaNor – Let's Talk Content

- **Understanding Global Trends**

- **Three factors transforming the Arctic:** climate change, technological development and global economic demand

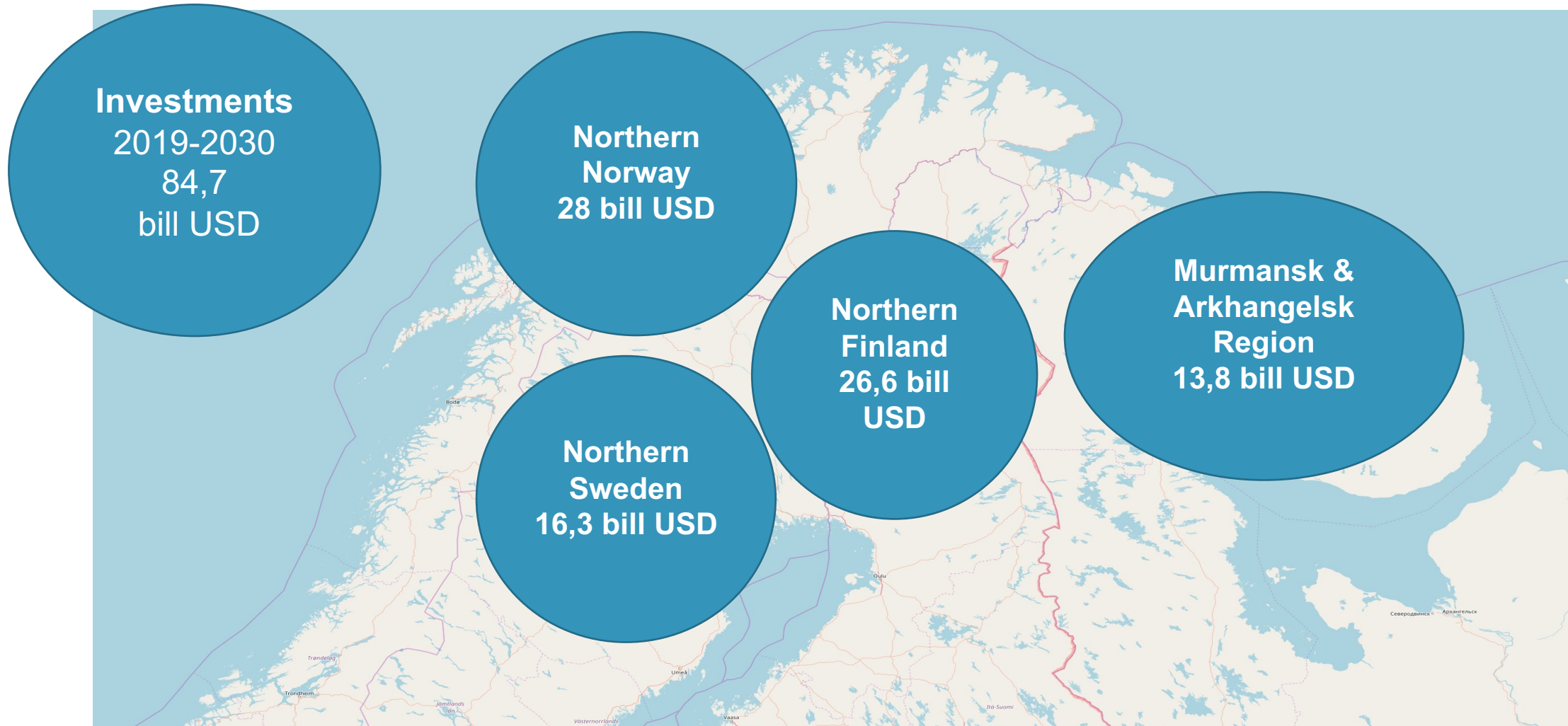
- **Increased Arctic investment potential**

- **Blue Economy (concept)** to frame future regional development?

- **Multidimensional challenge:**

- How to gain **more value** from extracted marine resources?
- The **profitability of northern economic ventures** and the related conditions for local/regional development in the various Arctic(s)

European High North: Investments up to 2030



AlaskaNor – Maritime Transportation

	Alaska	Northern Norway
Total cargo volume (tons)	42.2 million	45 million
- Inbound	9.3 million	8.8 million
- Outbound	33 million	36.2 million
Bulk cargo	35.9 million	38.5 million
Fish	2.7 million	1 million
Largest ports (tons)	Valdez (25.4 million)	Narvik (20.3 million)
Largest fishing ports (tons)	Dutch Harbor (348,812)	Tromsø (245,581)
Largest Cruise Port	Juneau (1.1 million)	Tromsø (142,348)

AlaskaNor – Let's Discuss

- Mixed *blue* growth expectations between various Arctics
 - Alaska and North Norway with similar characteristics
- What is the regions' **market potential**? Who will invest into what?
- Why is collaboration needed? What can we learn from each other?
- How do we turn efforts **into action**?
- Do we even talk the same language?



BODØ



2024
**European
Capital of
Culture**

www.alaskanor.com



www.nord.no

High North Hero 2020



www.highnorthdialogue.com